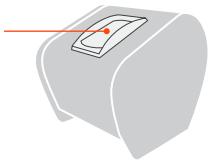




## Charge Indicator

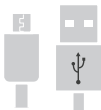
Red = charging  
Blue = full charge




Charging  
Cuff

## Contents

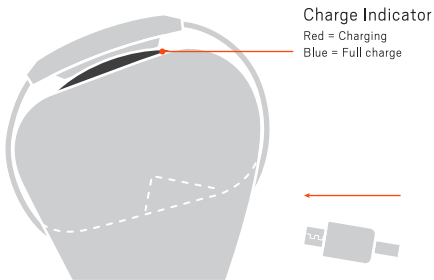
This package contains a charging cuff, micro USB cable, and wall adaptor. See further instructions for use.



Micro USB  
Cable



Wall  
Adaptor



## Charge

Insert the micro USB cable into connection on bottom of charging cuff. Plug into power outlet.

# Support

For full user's guide, sizing, tutorials and helpful tips, visit

**[www.fossil.com/Q](http://www.fossil.com/Q)**

FOSSIL and the FOSSIL Q logo are trademarks of Fossil Group, Inc. All other product or service names are the property of their respective owners

App Store is a service mark of Apple Inc..

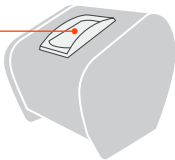
Android Wear and Google Play are trademarks of Google Inc.

©2015 Fossil Group, Inc. All rights reserved.



## Laadindicator

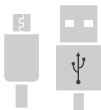
Rood = bezig met opladen  
Blauw = volledig opgeladen




Oplaadmanchet

## Inhoud

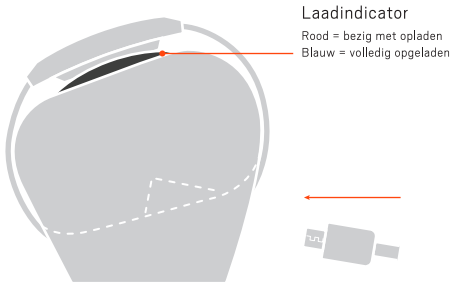
Dit pakket bevat een  
oplaadmanchet,  
micro-USB-kabel,  
adapter.



Micro-USB-kabel



Adaptor



## Opladen

Steek de micro-USB-kabel in de aansluiting aan de onderkant van de oplaadmanchet. Steek de stekker in het stopcontact.

# Ondersteuning

Ga voor de volledige gebruikershandleiding, op maat maken, tutorials en handige tips naar

**[www.fossil.com/Q](http://www.fossil.com/Q)**

FOSSIL en het FOSSIL Q-logo zijn handelsmerken van Fossil Group, Inc. Alle overige product- of dienstnamen zijn het eigendom van hun respectieve eigenaars.

App Store is een dienstmerk van Apple Inc.

Android Wear en Google Play zijn handelsmerken van Google Inc.

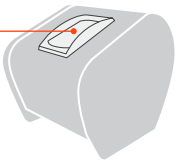
©2015 Fossil Group, Inc. Alle rechten voorbehouden.





## Indicateur de charge

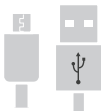
Rouge = chargement en cours  
bleu = chargement terminé




Bracelet de  
chargement

## Contenu

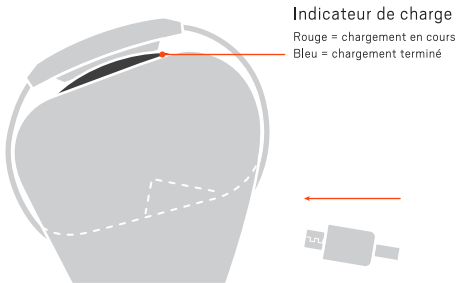
Ce paquet contient une  
bracelet de chargement,  
câble micro USB et  
adaptateur mural.



Câble micro USB



Adaptateur mural



## Chargement

Insérez un câble micro USB dans le port de connexion en dessous du bracelet de chargement. Branchez dans une prise de courant.

# Aide

Pour le guide complet de l'utilisateur, le calibrage, les tutoriels et des conseils utiles, rendez-vous sur la page

**[www.fossil.com/Q](http://www.fossil.com/Q)**

FOSSIL et le logo FOSSIL Q sont des marques déposées de Fossil Group, Inc. Tous les autres noms de produits ou de services appartiennent à leurs propriétaires respectifs.

App Store est une marque de service d'Apple Inc.

Android Wear et Google Play sont des marques déposées de Google Inc.

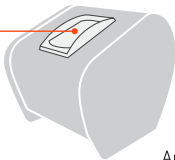
©2015 Fossil Group, Inc. Tous droits réservés.



Aufladeanzeige

Rot = lädt

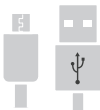
Blau = voll aufgeladen




Auflademanschette

## Inhalte

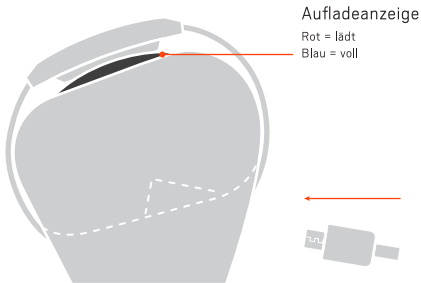
Dieses paket enthält eine  
Auflademanschette,  
Mikro-USB-Kabel,  
Wand-Adapter



Mikro-USB-Kabel



Wand-Adapter



## Aufladung

Stecken sie das Mini-USB-Kabel in den Stromversorgungsanschluss auf der Unterseite der Auflademanschette. Stecken Sie es in die Steckdose ein.

# Support

Für eine komplettes Benutzerhandbuch, Anpassung, Tutorien und hilfreiche Tipps besuchen Sie

**[www.fossil.com/Q](http://www.fossil.com/Q)**

App Store ist eine Dienstleistungsmarke von Apple Inc.

Android Wear und Google Play sind Warenzeichen von Google Inc.

©2015 Fossil Group, Inc. Alle Rechte vorbehalten.

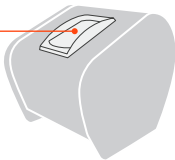




## Indicatore di ricarica

Rosso = in carica

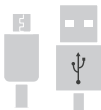
Blu = carica completa



Bracciale  
di ricarica

## Contenuto

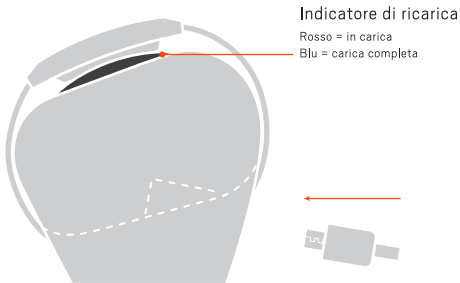
Questo pacchetto  
contiene una bracciale di  
ricarica, cavo micro USB  
e adattatore da muro.



Cavo Micro  
USB



Adattatore  
da muro



## Ricarica

Inserire il cavo micro USB nel contatto nella parte inferiore del bracciale di ricarica. Collegarlo alla presa di corrente.

# Assistenza

Per la guida utente completa, le misure, i tutorial e suggerimenti utili, visitare il sito

**[www.fossil.com/Q](http://www.fossil.com/Q)**

FOSSIL e il logo FOSSIL Q sono marchi di Fossil Group, Inc. Tutti i nomi di altri prodotti o servizi sono dei rispettivi proprietari.

App Store è un marchio di servizio di Apple Inc.

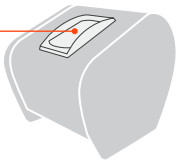
Android Wear e Google Play sono marchi Google Inc.

©2015 Fossil Group, Inc. Tutti i diritti riservati.



## 充電指示燈

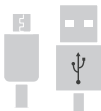
紅色 = 充電中  
藍色 = 充電完成




充電座

## 內容

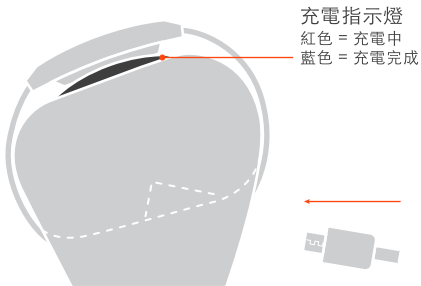
充電座, Micro USB 連接線, 電源轉接器



Micro USB  
連接線



電源轉接器



## 充電

將 Micro USB 連接線插入充電座底部的連接埠中。  
將電源插頭插入插座

# 支援

如需完整的使用者指南、調整大小、  
教學課程以及實用秘訣，請造訪

**[www.fossil.com/Q](http://www.fossil.com/Q)**

FOSSIL 及 FOSSIL Q 標誌皆為 Fossil  
Group, Inc. 的商標。所有其他產品或服  
務名稱，皆為其各自擁有者之財產。

App Store 為 Apple Inc. 的服務標誌

Android Wear 與 Google Play 均為 Google  
Inc. 的商標

©2015 Fossil Group, Inc. 保留所有權利。



